

HIGHLIGHTS

of

VIOLENCE PROFILE NO. 10

Trends in network television drama and
viewer conceptions of social reality

1967 - 1978

by

George Gerbner, Larry Gross,
Nancy Signorielli, Michael Morgan,
and Marilyn Jackson-Beeck

The Annenberg School of Communications
University of Pennsylvania
Philadelphia 19104

April 1979

Copies of the full technical report, including
all Tables are available for \$17.50 each (checks
to be made payable to the Trustees of the
University of Pennsylvania)

This research is a part of the Cultural Indicators
study of trends in television content and effects,
conducted under grants from the American Medical
Association and the National Institute of Mental
Health; George Gerbner and Larry Gross, Co-Principal
Investigators, Nancy Signorielli, Research Coordinator

HIGHLIGHTS OF VIOLENCE PROFILE NO. 10

Violence in weekend children's and late evening programming rose to near record levels in the fall of 1978. All three major networks programmed more violence during weekend-daytime (children's) hours than last year. The new findings also continue to show that young people who watch more television are more apprehensive about their own safety and are more likely to think that people are mean and selfish.

The Violence Profile is part of Cultural Indicators, a continuing research project, studying trends in network television drama and the conceptions of social reality that viewing tends to cultivate in the minds of viewers. The Profile is a set of multi-dimensional indicators consisting of the Violence Index which measures the prevalence and rate of violence in network television drama, and Cultivation Analysis, which isolates viewer conceptions by comparing the responses of light and heavy viewers in the same general population groups.

The tenth annual Violence Profile focuses upon fall 1978 network dramatic prime-time and weekend-daytime (children's) programming. The definition used in this research is that of unambiguous physical violence -- hurting or killing a person or the credible threat of hurting and killing, in any context.

This update, incorporating the analysis of network dramatic programming from 1967 through 1978, shows an increase of violence over last season's weekend children's and late evening programming (9-11 p.m. EST), but a decrease in the prevalence and rate of violence in the former "family

hour" (8-9 p.m. EST).

New children's programs jumped 52 points over last year's Index for new children's shows, the largest increase in this analysis. Continuing children's programs became more violent by 31 points. By contrast, continuing prime-time programs remained at about the same level and new prime-time programs decreased in violence by 21 points.

The Violence Index is made up of specific components measuring the prevalence and rate of violent actions and violent characterizations.* The overall level of weekend-daytime (children's) programs containing violence climbed to nearly 100 percent. The rate of violent incidents in children's programs zoomed from 15.6 per hour in 1977 to a near record level of 25.0 per hour in 1978 (more than five times the prime-time rate). Both ABC and CBS boosted the violence saturation of children's programs to 26.3 and 26.8 incidents per hour, respectively -- a record high for both networks. NBC's rate went up to 20.6, its third highest level. Characters involved in violence in children's programs climbed from nearly eight to almost nine out of ten.

The late evening (9-11 p.m. EST) increase in violence was due primarily to NBC's increase in violent programming, followed by ABC, but not CBS. However, NBC also led in reducing early evening prime-time (8-9 p.m. EST) violence by 116 Index points, to its lowest level on record; CBS followed with a 30-point reduction, also to its lowest level in that time period. Unlike the other networks, ABC increased its violent

* The formula for the Index is: percent of programs containing any violence plus twice the rate of violent incidents per program plus twice the rate of violent incidents per hour plus the percent of characters involved in any violence plus the percent of characters involved in killing.

BIBLIOGRAPHY

1. Gerbner, George. "Dimensions of Violence in Television Drama." In Robert K. Baker and Sandra J. Ball (Eds.) Violence in the Media Staff report to the National Commission on the Causes and Prevention of Violence, U.S. Government Printing Office, 1969.
2. Gerbner, George. "Towards 'Cultural Indicators': The Analysis of Mass Mediated Message Systems." AV Communication Review 17, Summer 1969, pp. 137-148. Also in George Gerbner, Ole R. Holsti, Klaus Krippendorff, William H. Paisley, and Philip J. Stone (Eds.) The Analysis of Communication Content. Chapter 5. New York: John Wiley, 1969.
3. Gerbner, George. "Violence in Television Drama: Trends and Symbolic Functions." In G.A. Comstock and E. A. Rubinstein (Eds.) Television and Social Behavior, Vol. 1. Content and Control. Washington: U.S. Government Printing Office, 1972.
4. Gerbner, George. "Communication and Social Environment." Scientific American, September 1972. Reprinted in Communication: A Scientific American Book, San Francisco, CA.: W.H. Freeman and Company, 1972.
5. Gerbner, George. "Cultural Indicators: The Third Voice," in Communication Technology and Social Policy, New York: John Wiley, 1973.
6. Gerbner, George and Larry Gross. "The Scary World of TV's Heavy Viewer," Psychology Today, April, 1976.
7. Gerbner, George and Larry Gross. "Living with Television: The Violence Profile." Journal of Communication, Spring, 1976.
8. Gerbner, George, Larry Gross, Michael Eeley, Marilyn Jackson-Beeck, Suzanne Jeffries-Fox, and Nancy Signorielli. "TV Violence Profile No. 8: The Highlights." Journal of Communication, Spring, 1977.
9. Gerbner, George, Larry Gross, Michael Eeley, Marilyn Jackson-Beeck, Suzanne Jeffries-Fox, and Nancy Signorielli. "The Gerbner Violence Profile an Analysis of the CBS Report." Journal of Broadcasting, Summer, 1978.
10. Gerbner, George, Larry Gross, Marilyn Jackson-Beeck, Suzanne Jeffries-Fox, and Nancy Signorielli. "Cultural Indicators: Violence Profile No. 9." Journal of Communication, Summer, 1978.
11. Gerbner, George and Nancy Signorielli. "The World of Television News." in Adam and F. Scriebman (Eds.) Television News Archives: A Guide to Research. Washington, D.C.: George Washington University, 1978.

12. Gross, Larry. "Television as a Trojan Horse." School-Media Quarterly, Spring, 1977.
13. Gross, Larry and Suzanne Jeffries-Fox. "What Do You Want to Be When You Grow Up, Little Girl?" In G. Tuchman, A.K. Daniels, and J. Benet (eds.) Hearth and Home: Images of Women in the Mass Media, New York: Oxford, 1978.
14. Jackson-Beeck, Marilyn. "Interpersonal and Mass Communication in Children's Political Socialization," Journalism Quarterly, Spring, 1979
15. Jackson-Beeck, Marilyn. "The Non-Viewers: Who are They?" Journal of Communication, Summer, 1977.
16. Jackson-Beeck, Marilyn. "Television's Impact on Children: An Assessment of Current Research." Paper presented at International Communication Association Conference, Berlin, West Germany, June, 1977.
17. Jackson-Beeck, Marilyn. "Political Implication of Heavy Television Viewing." Paper presented to Association for Education in Journalism, College Park, Maryland, August, 1976.
18. Jeffries-Fox, Suzanne. "Television's Contribution to Young People's Conceptions about Occupations." Unpublished PhD Dissertation, University of Pennsylvania, 1978.
19. Jeffries-Fox, Suzanne and Nancy Signorielli. "Television and Children's Conceptions about Occupations." Paper presented at the Sixth Annual Telecommunications Policy Research Conference, Airlie, Virginia, May, 1978.
20. Krippendorff, Klaus. "Bivariate Agreement Coefficients for the Reliability of Data." In E.F. Borgatta and G.A. Bohrstedt (Eds.) Sociological Methodology, San Francisco: Jossey-Bass, 1970.
21. Krippendorff, Klaus. "A Computer Program for Agreement Analysis of Reliability of Data, Version 4." Annenberg School of Communications, University of Pennsylvania, July, 1973.
22. Morgan, Michael. "Readin' Writin', and Watchin': Pattern of Television Viewing, Aptitude, and Academic Achievement Among Adolescents." Unpublished M.A. Thesis, Annenberg School of Communications, University of Pennsylvania, 1977.
23. Morgan, Michael and Larry Gross. "Reading, Writing, and Watching: Television Viewing, Aptitude, and Academic Achievement." Annenberg School of Communications, University of Pennsylvania, 1978.
24. Morgan, Michael and Nancy Rothschild. "Television and Children at a New York Private School." Working paper, Annenberg School of Communications, University of Pennsylvania, 1978.
25. Signorielli, Nancy, and George Gerbner. "Images of the Elderly in Prime Time Network Television Drama," Annenberg School of Communications, University of Pennsylvania, 1977.

26. Signorielli, Nancy. "Television's Contribution to Sex Role Socialization," Paper presented at the Seventh Annual Telecommunications Policy Research Conference, Skytop Penna., April, 1979
27. Signorielli, Nancy. "Aging and Television: Portrayals in Prime-Time Drama and Conceptions of Social Reality," Paper presented at the 34th Annual AAPOR Conference, Buckhill Falls, Penna., June 1979.
28. Gerbner, George, Larry Gross, Nancy Signorielli, Michael Morgan and Marilyn Jackson-Beeck. "Violence Profile No. 10: Trends in Network Television Drama and Viewer Conceptions of Social Reality 1967-1978." Philadelphia, Penna., Annenberg School of Communications, University of Pennsylvania, 1979.
29. Gerbner, George, Larry Gross, Nancy Signorielli, Michael Morgan, and Marilyn Jackson Beeck. "The Demonstration of Power: Violence Profile No. 10." Journal of Communication, Summer 1979.

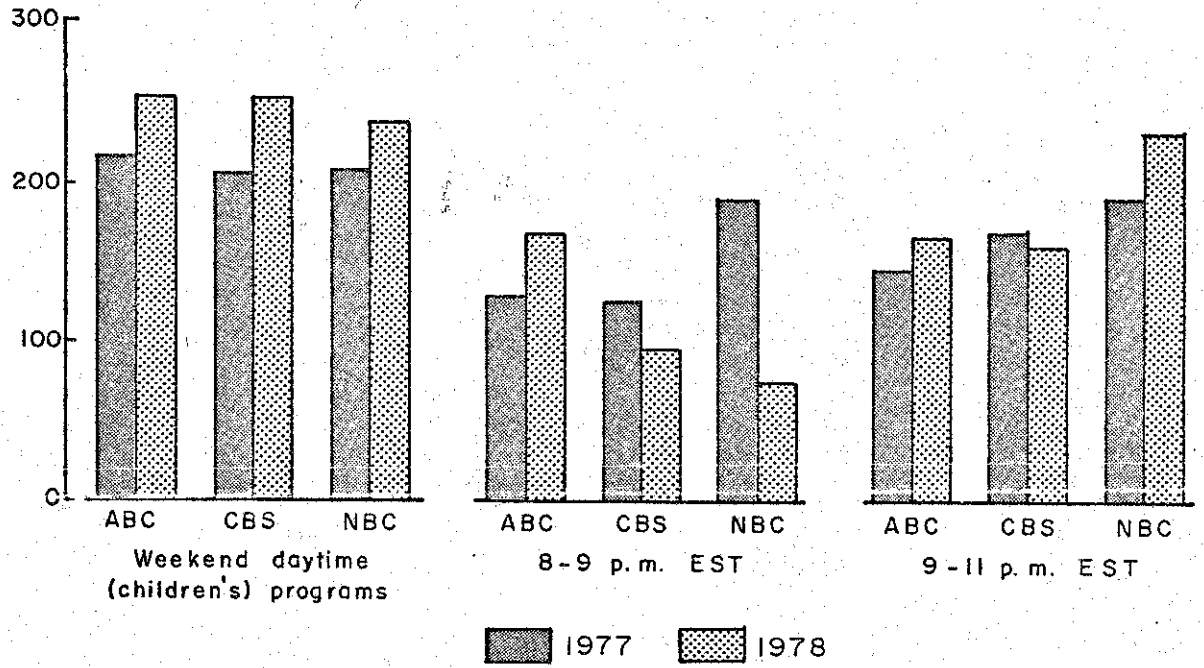


FIGURE I: CHANGES IN VIOLENCE INDEX BY NETWORK AND PROGRAM TIME 1977-1978

Violence measures for weekend daytime (children's) programs

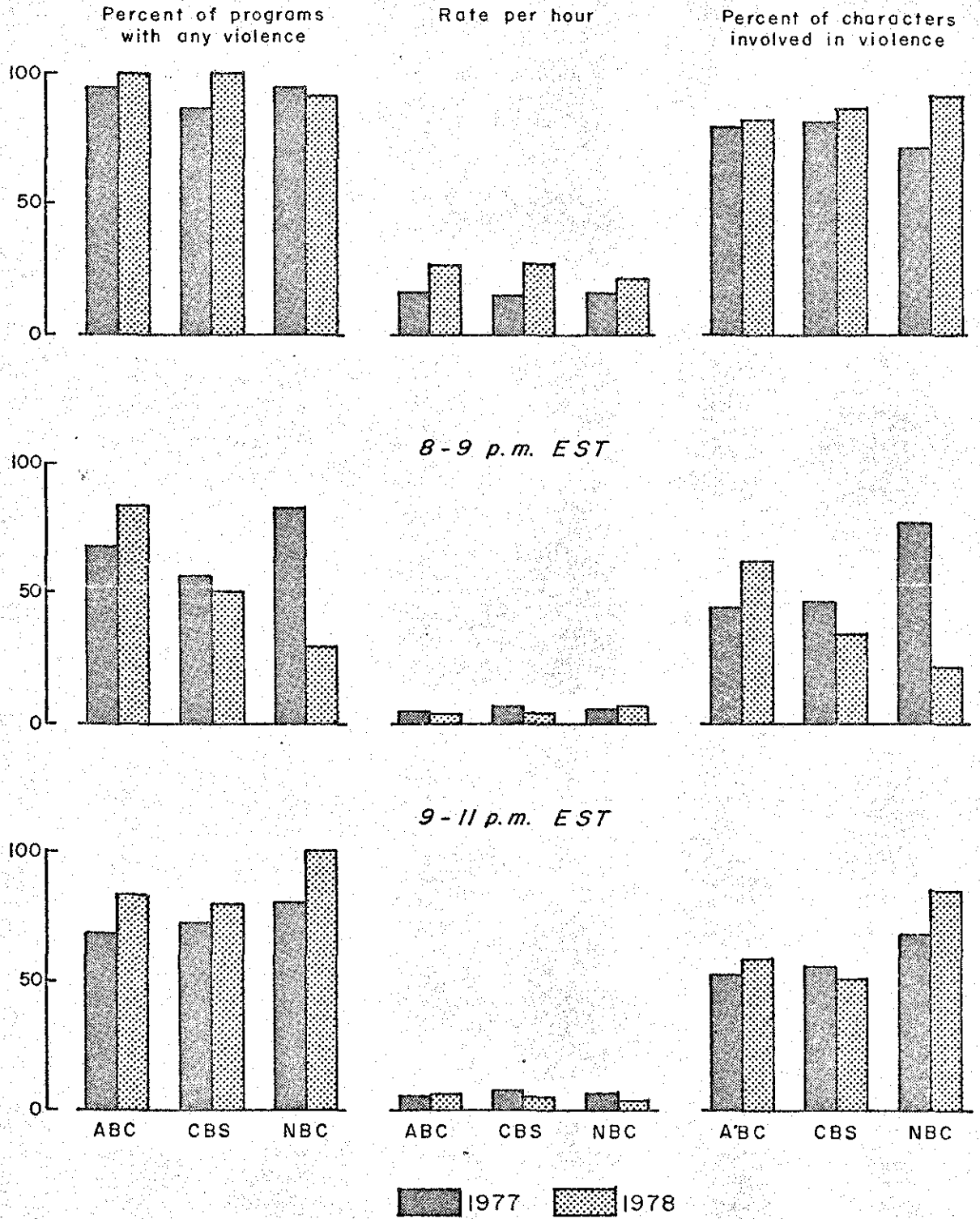


FIGURE 2: CHANGES IN VIOLENCE INDEX COMPONENTS BY NETWORK AND PROGRAM TIME 1977-1978

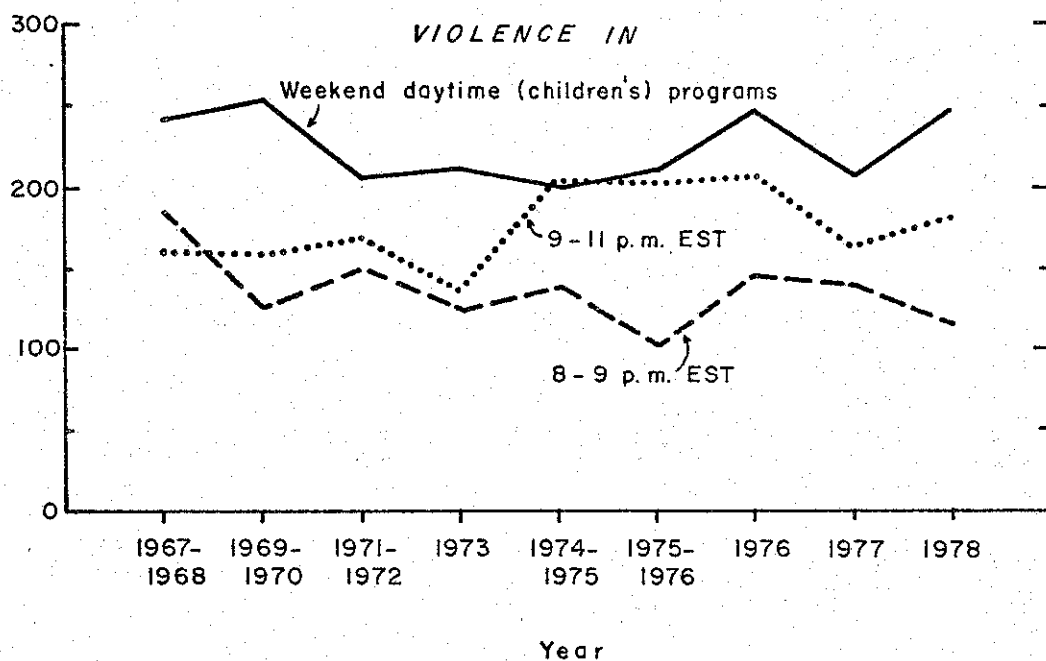


FIGURE 3: VIOLENCE INDEX IN CHILDREN'S AND PRIME TIME PROGRAMING, 1967-1978

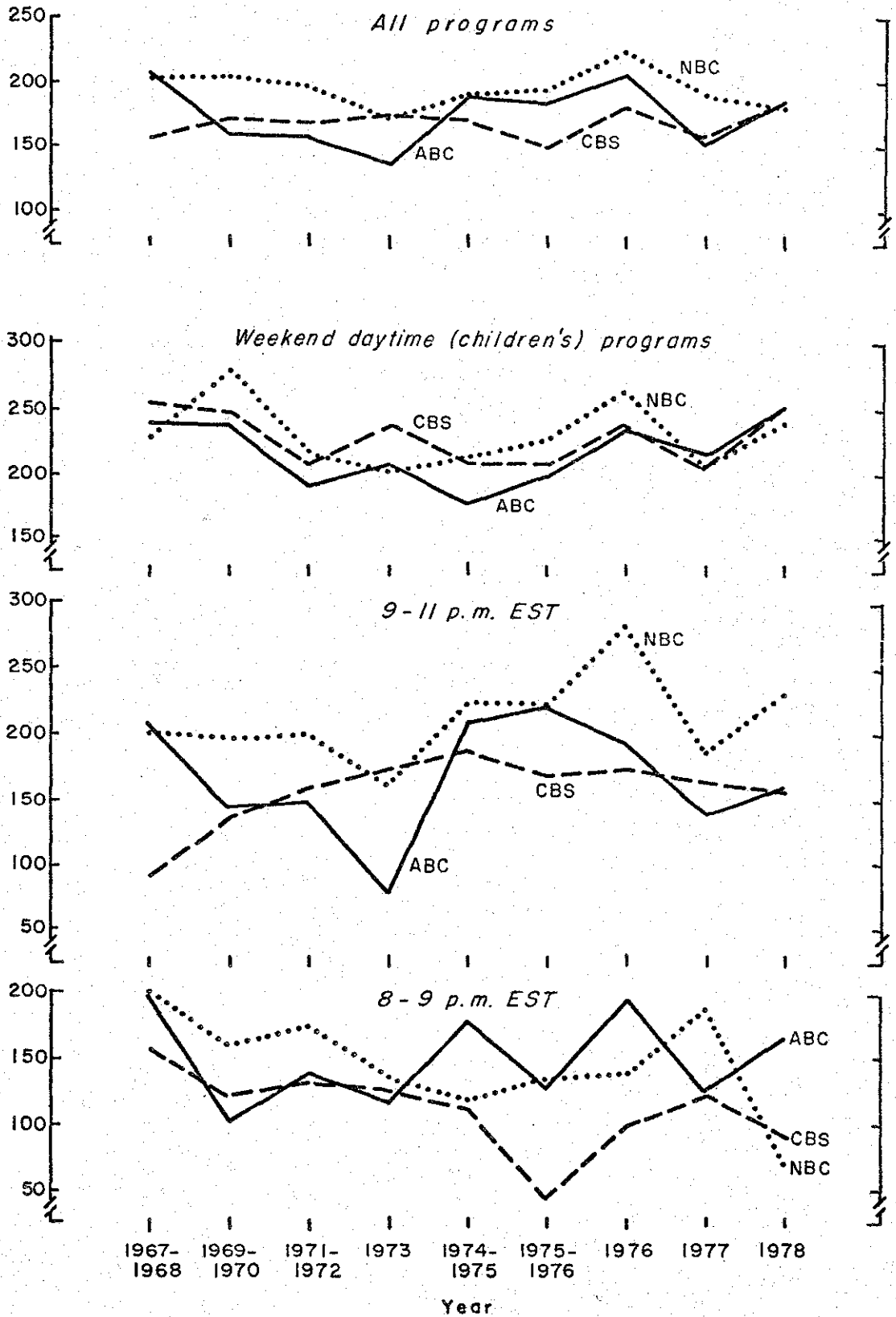


FIGURE 4: VIOLENCE INDEX BY NETWORK AND PROGRAM TIME 1967-1978